
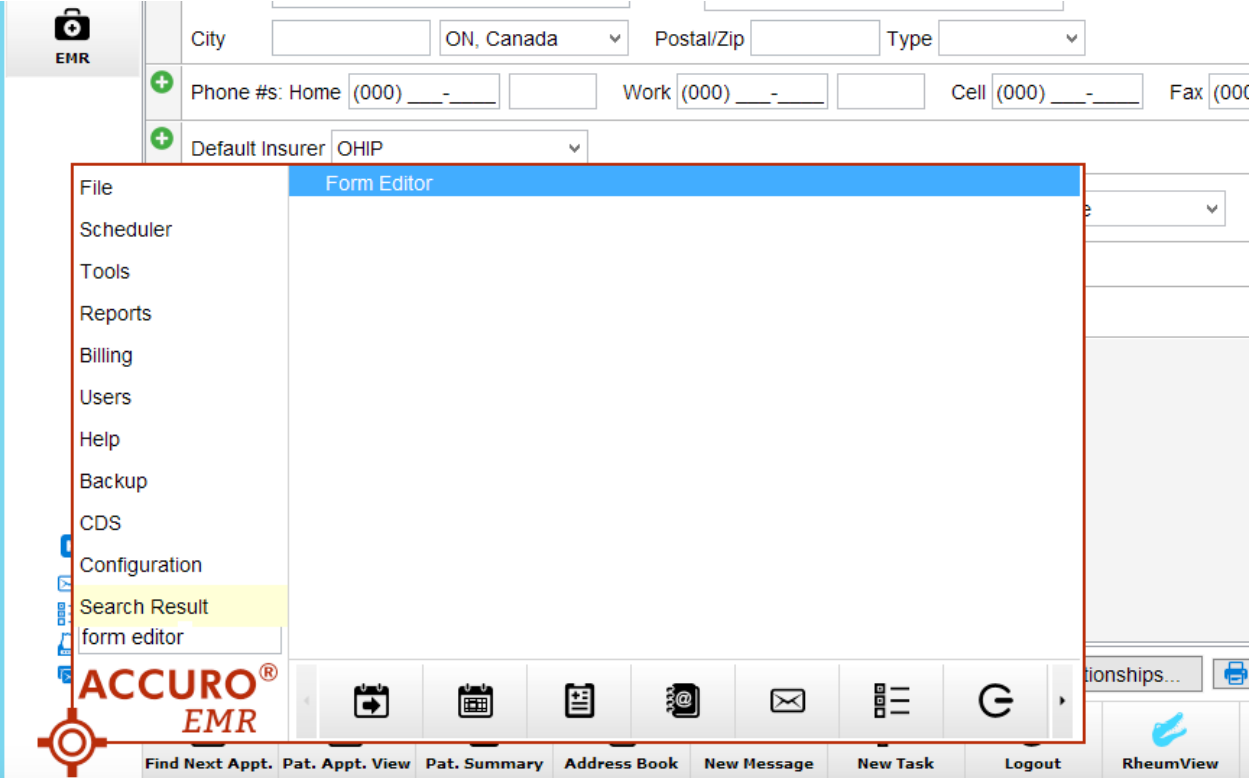
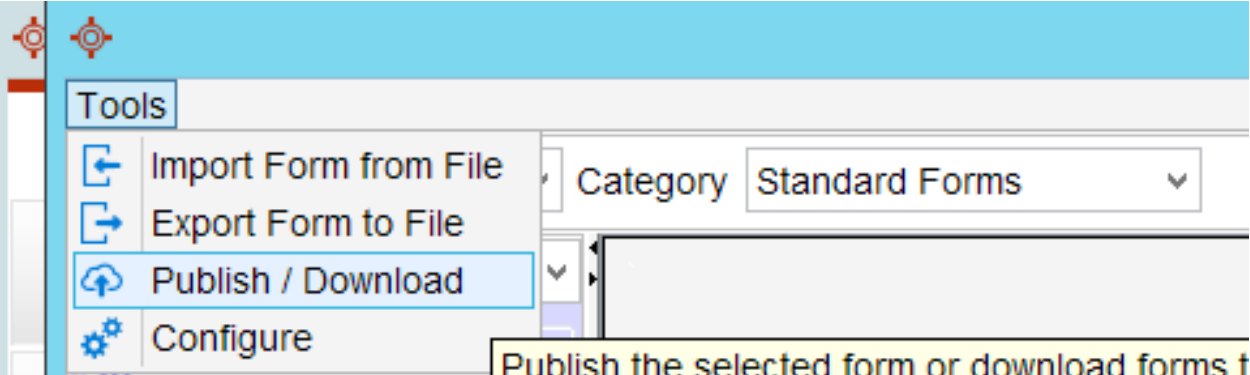


How to Import ONTARIO HEART CENTER Form into Accuro – 4 Easy Steps

- 1. In Accuro, click the Accuro icon 
- 2. Search and click on 'form editor'



- 3. When the Form Editor opens, click on 'Tools' and then 'Publish / Download'



- 4. Search for "ONTARIO HEART CENTER" and select the one that is made by publisher "aditech" and includes "ONTARIO HEART CENTER OFFICIAL..." in the description, then click 'Download'

Repository Default ▾

Download Forms Publish Forms

Specialty --All-- ▾

Publisher --All-- ▾ Category Standard Forms ▾

Form	Description	Specialty	Date	Publisher	Keywords
Ontario Heart Cente...	Ontario Heart Center - Cardiology Requi...	Cardiology	2019-Jun...	QHR318	ON, Ontario,...
Ontario Heart Cente...		General	2018-Jun...	rferrie	Mississauga,...
ONTARIO HEART C...	ONTARIO HEART CENTER OFFICIAL R...	General	2023-Apr...	aditech	OHC, Ontari...

Preview Download

Close